



HawkEye Technologies, LLC
Your **Source** for **Infrared**

www.hawkeyetechnologies.com




91 Boylston St, Brookline MA 02446
www.boselec.com irsource@boselec.com,
(617)566-3821

Infrared Source Series 7x

- More on-axis output
- Fast response
- High modulation depth
- Highest efficiency – low power consumption
- Most robust pulsable unit ever!

The HawkEye IR-7x Series is a MEMS technology pulsable infrared emitter. This source is based on patented technology, utilizing a thin film resistor of diamond-like nanostructured amorphous carbon. Due to its low thermal mass, the IR-7x Series can be pulsed at frequencies up to 70+ hertz with good modulation depth (contrast between the on and off states). This exciting new product produces more on-axis output and is more robust than the HawkEye IR-5x, the HawkEye IR-6x or any other pulsable product sold.

Active Area	2.2 mm x 2.4 mm
Resistance	40 ohms (nominal) in the hot state
Typical Operating Temperature	450°C to 750°C
Drive Voltage at 750°C	6.0 volts +/- 0.4 volts
Frequency at 50% Modulation Depth (25% Duty Cycle)	70 Hz
Spectral Range	1 to 20 microns
Emissivity	0.8 (in the range of 2 to 14 microns)
Output	Over 20% greater than the IR-60



The HawkEye IR-70 pulsed infrared emitter in a TO-39 header uses a micromachined source chip with a thin, high-emissivity membrane assembled using isolation pads for high efficiency and fast response



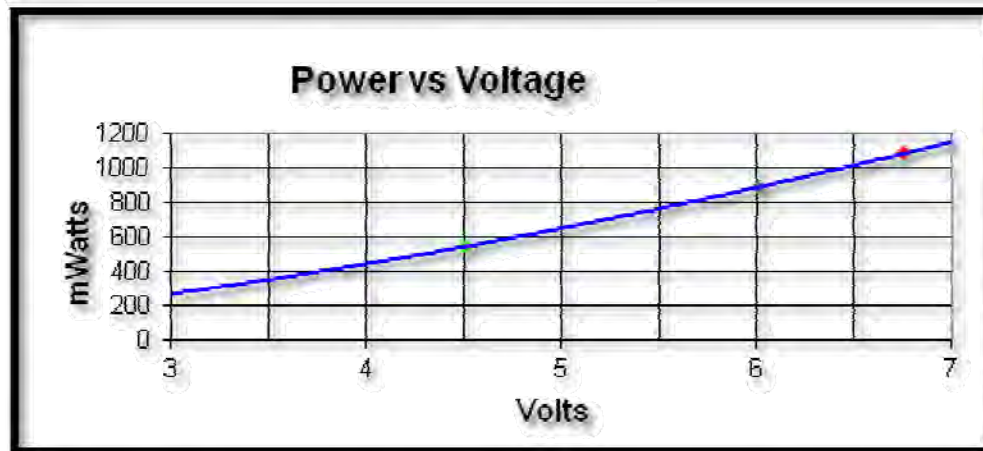
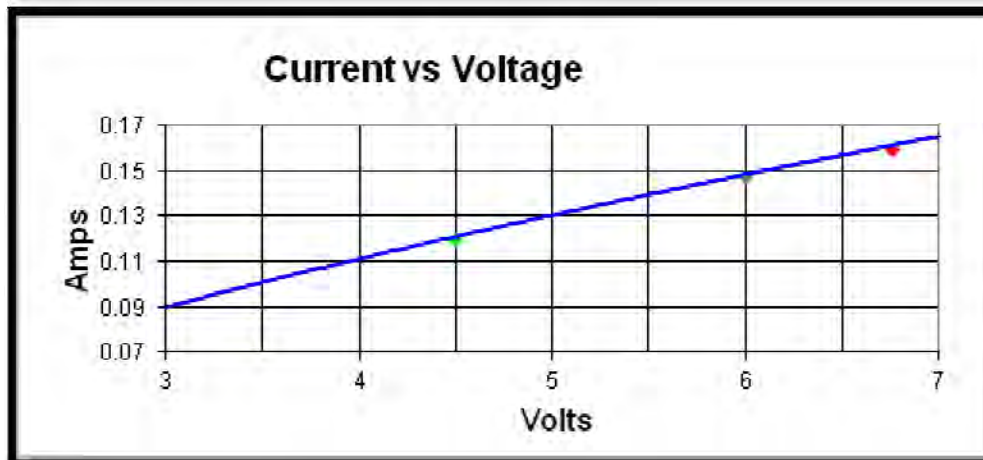
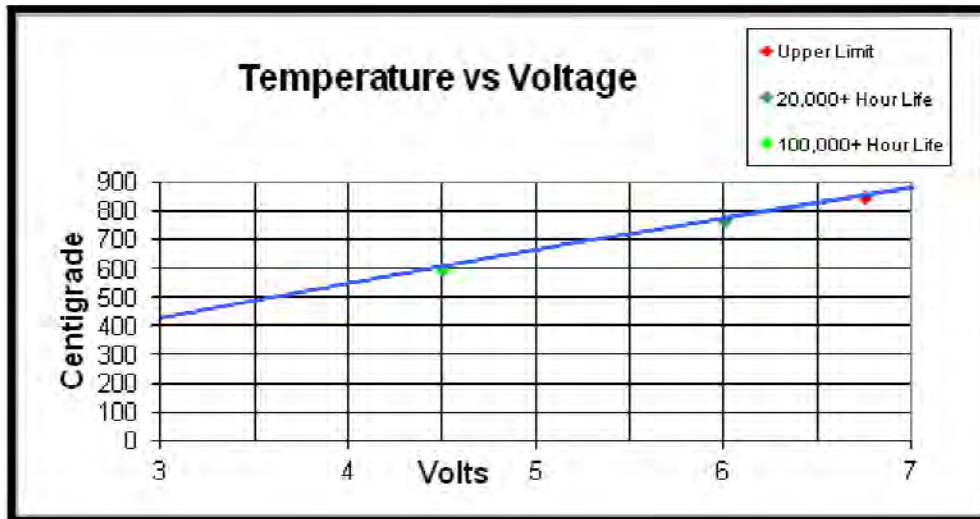
HawkEye Technologies, LLC
Your **Source** for **Infrared**

www.hawkeyetechnologies.com



91 Boylston St, Brookline MA 02446
www.boselec.com irsource@boselec.com,
(617)566-3821

HawkEye IR-7x Engineering Data Charts



Typical



Hawkeye Technologies, LLC
Your Source for Infrared

www.hawkeyetechnologies.com



91 Boylston St, Brookline MA 02446
 www.boselec.com irsource@boselec.com,
 (617)566-3821

Operating Parameters

Typical Levels				
Temperature	450	600	750	degrees centigrade
Voltage	3.0	4.5	6.0	Volts (AC or DC)
Current	90	122	150	mAmps
Power Input	270	550	900	mWatts
Estimated Life	150,000	100,000	20,000	hours of operation (10 hertz at 50% duty cycle)

Note: The operating parameters assume an infrared source operating without a heat sink and at ambient temperature and pressure. A rectangular voltage pulsed at a frequency of 10 hertz and with a duty cycle of 50% is used for heating. If a longer duty cycle (or steady-state operation) is used, lower power levels are recommended in order to achieve the desired temperature. Also, proportionately shorter lifetime would be expected.

			
	IR-70	IR-75	
Length	0.170	0.629	inches
Diameter	0.360	0.495	inches
Package	TO-39 with Cap	parabolic optic	
On-Axis Output at 1 inch	1.6X	23.4X	Indexed to IR-50
Angular Output--FWHM	100°	15°	degrees



HawkEye Technologies, LLC
Your **Source** for **Infrared**

www.hawkeyetechnologies.com



91 Boylston St, Brookline MA 02446
www.boselec.com irsource@boselec.com,
(617)566-3821

Operational Guidelines - Infrared Source Series 7x

The HawkEye IR-7x Series utilizes a thin thermoresistive film of conducting amorphous (diamond-like) carbon. Infrared radiation is the result of heating this film by passing an electric current through it.

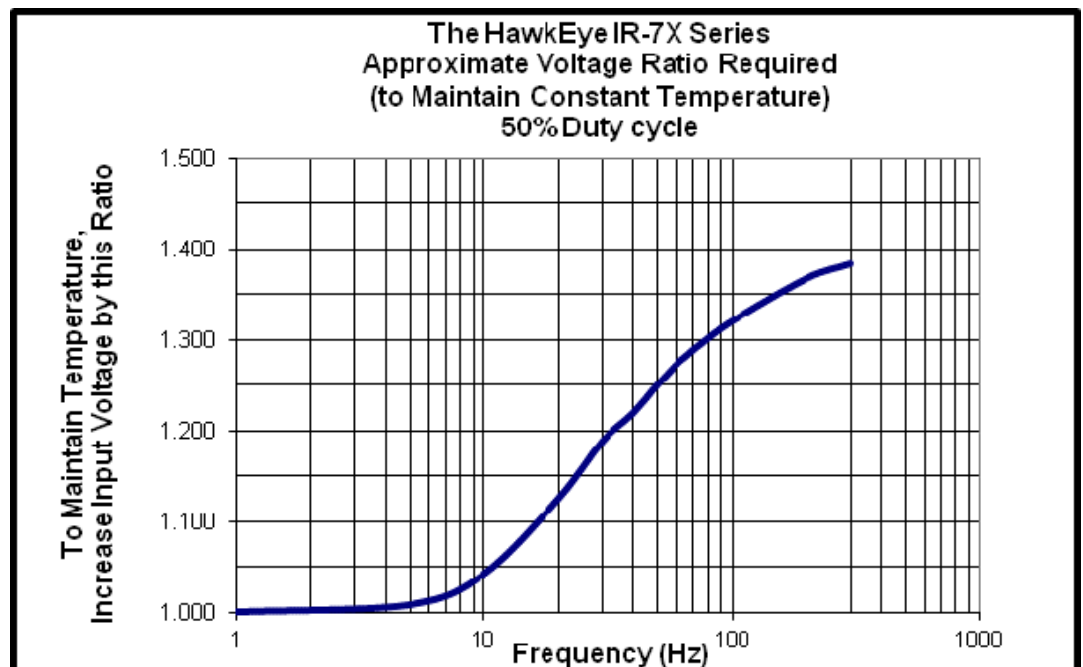
The maximum temperature of the film should not exceed 750°C in continuous operation. A faint red luminescence of the film is observed during operation at temperatures near 750°C. Short term heating up to 850°C is possible but will reduce the lifetime of the unit.

The operating parameters assume an infrared source operating without a radiator and at ambient temperature and pressure. A rectangular voltage pulsed at a frequency of 10 hertz and with a duty cycle of 50% is used for heating.

Two power leads and a ground are provided per the sketch below. The IR-70 emitter is to be powered through the two power leads. Bi-polar drive voltage may be used. The Case Ground Lead is not required under normal operation.

The HawkEye IR-7x Series is the perfect solution for an application that requires fast electrical modulation. However, it can also be used in a steady state (DC or CW) mode. In applications where steady state power is used (or if used with electrical modulation but with a duty cycle of greater than 50%), it is recommended that the nominal input power specifications be reduced in order to avoid overheating of the membrane.

On the other hand, by reducing the length of the heating pulse or by increasing the frequency of modulation, the membrane will not have sufficient time to





HawkEye Technologies, LLC
Your **Source** for **Infrared**

www.hawkeyetechnologies.com

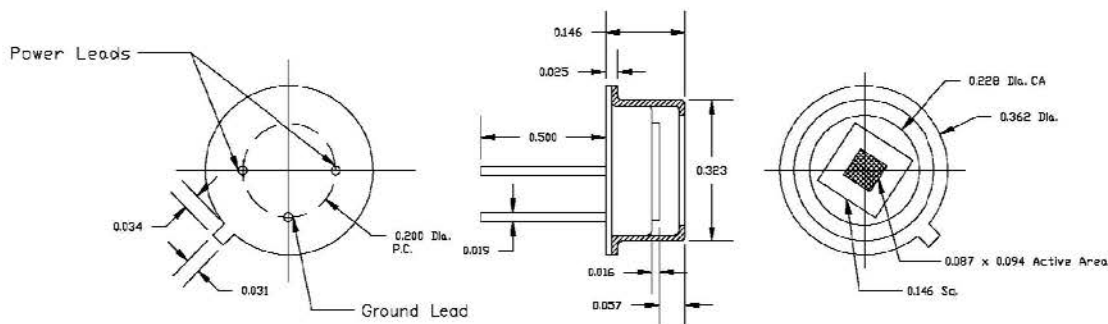


91 Boylston St, Brookline MA 02446
www.boselec.com irsource@boselec.com,
(617)566-3821

reach the desired temperature. In this case, the pulsed power can be increased to allow the temperature to be maintained. The chart below shows the factor by which the voltage can be increased as frequency is increased. The next chart reflects a 50% duty cycle.

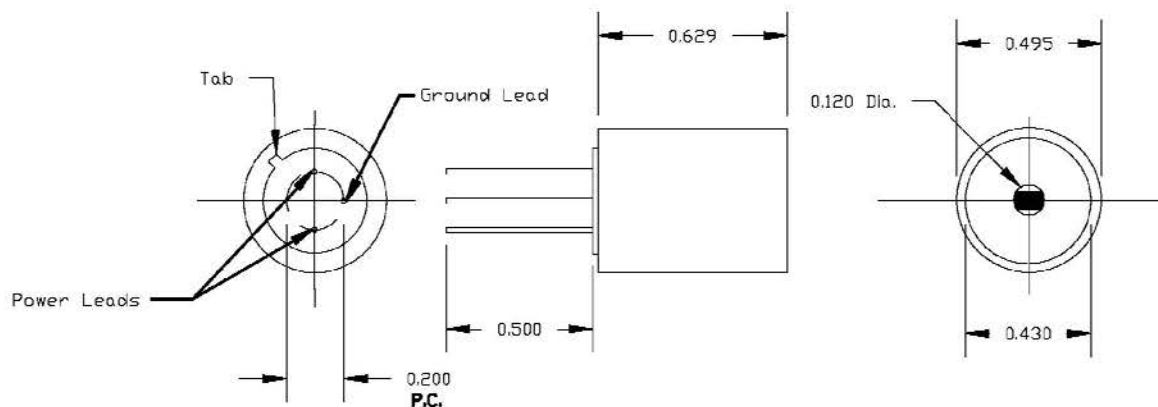
HawkEye IR-70

The IR-70, mounted in a TO-39 header with a windowless cap provides the smallest package and gives the widest output energy beam. FWHM (full width at half max) for the IR-70 is 100°.



HawkEye IR-75

The IR-75 utilizes a collimated HawkEye Optic to provide approximately 15x the on-axis output. The package is 0.5 inches in diameter and 0.63 inches long. FWHM (full width at half max) for the IR-75 is 15°. The combination of fast electrical modulation, low input power requirements and great on-axis output places this unit clearly in a class of its own!



IR-75 Emitter

Note: all dimensions in inches.