

Infrared detector modules with preamp



Thermoelectrically cooled types

Easy-to-use detector modules with built-in preamps

Infrared detector modules operate just by connecting to DC power supplies. Low noise thermoelectric cooled types using InGaAs, InAs or InAsSb elements are available. We welcome requests for custom devices that suit your application.

Features

- High S/N
- Compact size
- Easy to use
Operates just by connecting to DC power supply
- Circuit design optimized for detector characteristics
- Built-in temperature control circuit (TE-cooled type)

Applications

- Infrared detection

Accessories

- 6-conductor cable for TE-cooled type
(for DC power supply): 2 m (with one side connector)
A4372-07
- Instruction manual

Structure

Type no.	Detector element	Cooling	Window material	Photosensitive area (mm)	Supply voltage	
					V _{CC} *1 (V)	V _P *1 (V)
C12483-250	InGaAs (G12180-250A)	Two-stage TE-cooled	AR coated (1.55 μm peak) borosilicate glass	φ5	±15 ± 0.5	+2.5 ^{+0.5} _{-0.1}
C12485-210	InGaAs (G12182-210K)		Borosilicate glass	φ1		
C12486-210	InGaAs (G12183-210K)		Sapphire glass	2 × 2		
C12492-210	InAs (P10090-21)			φ1		
C12494-222S NEW	InAsSb (P13243-222MS)		AR coated Ge	1 × 1		
C12494-210S	InAsSb (P11120-201)					
C12494-210M	InAsSb (P12691-201G)					
C12494-211L	InAsSb (P13894-211MA)					

*1: V_{CC}=power supply for circuit, V_P=power supply for cooling

➤ Absolute maximum ratings

Type no.	Incident light level (μW)	Supply voltage		Operating temperature*2 Topr (°C)	Storage temperature*2 Tstg (°C)
		Vcc (V)	Vp (V)		
C12483-250	0.2	±18	+5	0 to +40	-20 to +50
C12485-210	0.06				
C12486-210	0.07				
C12492-210	2.6				
C12494-222S NEW	14 mW				
C12494-210S	26				
C12494-210M					
C12494-211L	28 mW				

*2: No dew condensation

When there is a temperature difference between a product and the surrounding area in high humidity environments, dew condensation may occur on the product surface. Dew condensation on the product may cause deterioration in characteristics and reliability.

Note: Exceeding the absolute maximum ratings even momentarily may cause a drop in product quality. Always be sure to use the product within the absolute maximum ratings.

➤ Optical characteristics (Typ. T_a=25 °C, unless otherwise noted)

Type no.	Chip temperature at rated supply voltage T _{chip} (°C)	Peak sensitivity wavelength λ _p (μm)	Cutoff wavelength λ _c (μm)	Photosensitivity* ³ S λ=λ _p		Noise equivalent power NEP λ=λ _p	
				Min. (V/W)	Typ. (V/W)	Typ. (W/Hz ^{1/2})	Max. (W/Hz ^{1/2})
C12483-250	-15	1.55	1.66	3.3 × 10 ⁷	5.8 × 10 ⁷	5.2 × 10 ⁻¹⁴	7 × 10 ⁻¹³
C12485-210		1.95	2.05	1.1 × 10 ⁸	1.8 × 10 ⁸	1 × 10 ⁻¹³	3 × 10 ⁻¹²
C12486-210		2.3	2.56	1 × 10 ⁸	2 × 10 ⁸	4 × 10 ⁻¹³	6 × 10 ⁻¹²
C12492-210	-28	3.25	3.45	0.8 × 10 ⁷	1 × 10 ⁷	6 × 10 ⁻¹²	1 × 10 ⁻¹¹
C12494-222S NEW		4.1	5.1	5 × 10 ²	7 × 10 ²	8 × 10 ⁻¹⁰	1.2 × 10 ⁻⁹
C12494-210S		4.9	5.9	5 × 10 ⁵	7.5 × 10 ⁵	1 × 10 ⁻¹⁰	3 × 10 ⁻¹⁰
C12494-210M		6.7	8.3				
C12494-211L		5.6	10.2				

*3: f=100 Hz (C12483-250, C12485-210, C12486-210), f=1.2 kHz (C12492-210, C12494-210S/-210M), f=600 Hz (C12494-211L/-222S)

*4: Uniform irradiation on the entire photosensitive area.

➤ Electrical characteristics (Typ. T_a=25 °C, unless otherwise noted)

Type no.	Frequency response -3 dB (Hz)			Output impedance (Ω)	Maximum output voltage RL=1 kΩ (V)	Current consumption*5			
	FcL	FcH				Vcc		Vp	
		Typ.	Min.			Typ.	Typ. (mA)	Max. (mA)	Typ. (mA)
C12483-250	DC	900	1.1 k	50	+10	+30, -22	+50, -30	+500	+1100
C12485-210	DC	1.5 k	2.2 k			+30, -13	+60, -30		
C12486-210	DC	2.1 k	3 k			+30, -14			
C12492-210	5	40 k	50 k		±13	+30, -20	+80, -30	+600	
C12494-222S NEW	DC	750 k	1 M		+10				
C12494-210S	5	80 k	100 k		±13				
C12494-210M									
C12494-211L	DC	750 k	1 M		+10				

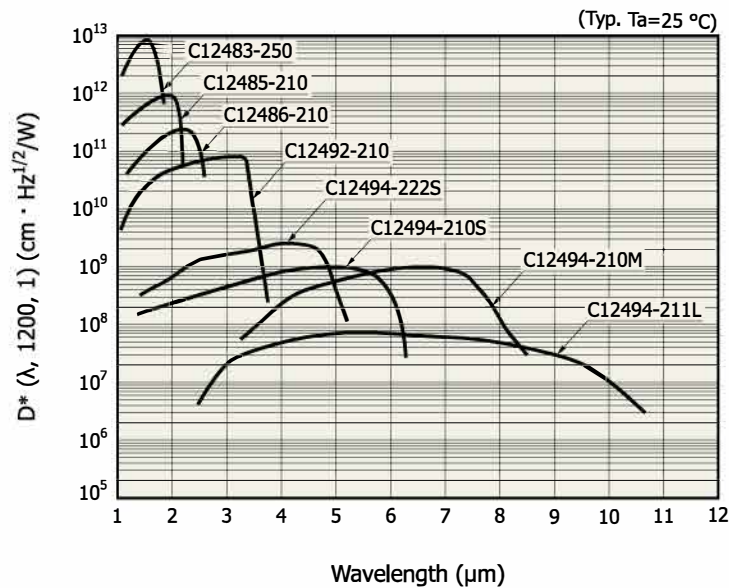
*5: V_{cc}=±15 V, V_p=2.5 V (C12485-210, C12486-210, C12483-250, C12492-210, C12494-210S/-222S/-210M/-211L)

Recommended DC power supply (analog power supply): PW18-1.3ATS (TEXIO Technology), E3630A (Keysight Technologies)

Current capacity: More than 1.5 times the maximum current consumption

Ripple noise: 5 mVp-p or less (±15 V, +2.5 V power supply)

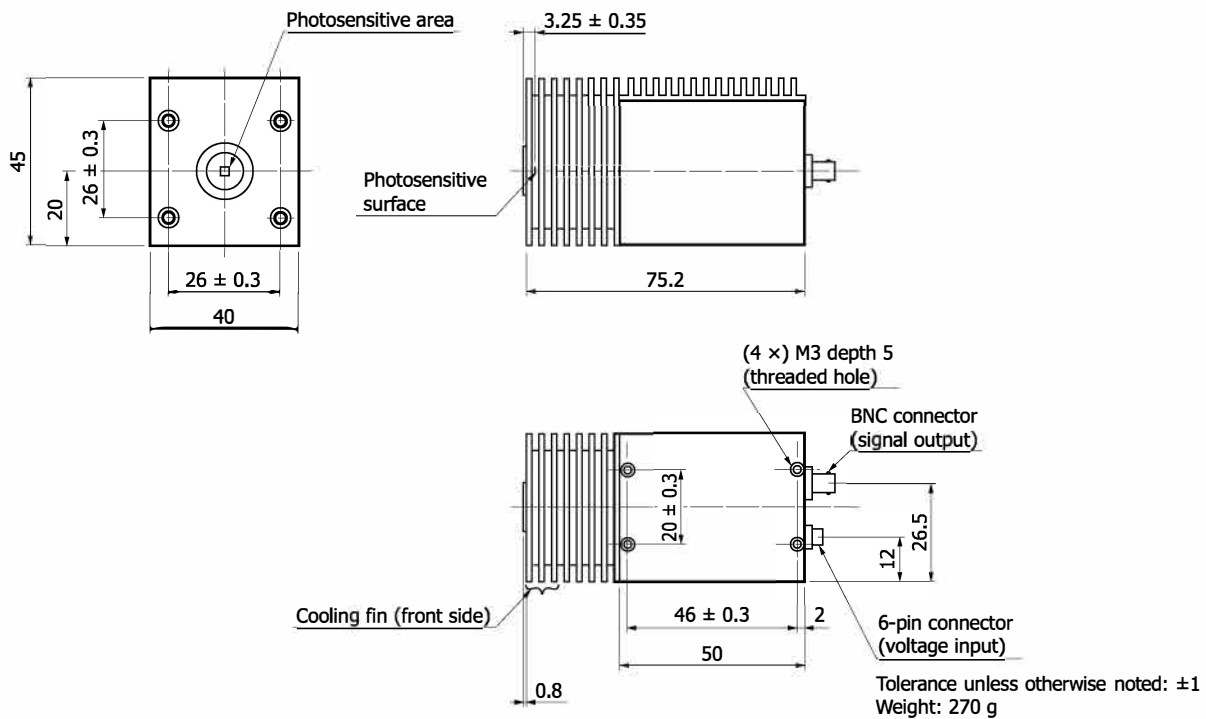
Spectral response



KIRD80188ER

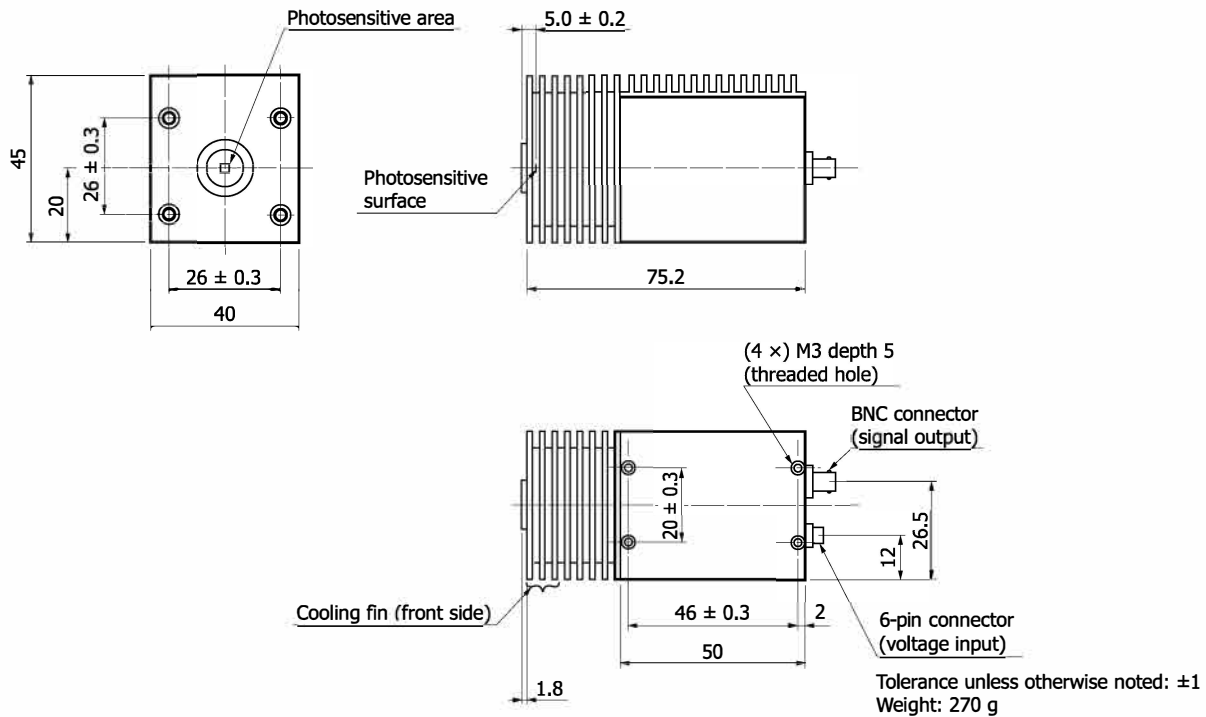
Dimensional outlines (unit: mm)

C12485-210, C12486-210, C12483-250, C12492-210, C12494-210S/-222S/-211L



KIRDA0009EK

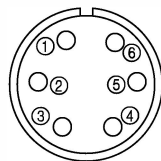
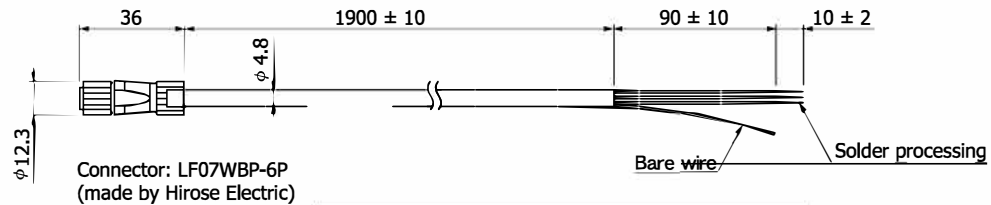
C12494-210M



KIRDA0255ED

Note: The cooling fin (front side) is removable.

6-conductor cable (for DC power supply) A4372-07



Connector

Pin no.	Pin connection	Lead color
①	+2.5 V Power supply for cooling controller	Red
②	GND Power supply for cooling controller	Blue
③	Output for temperature monitor	Light green
④	+15 V	Yellow
⑤	-15 V	White
⑥	GND	Black

Note: The bare wire is for GND of the case.

Tolerance unless
otherwise noted: ±1

KIRDA0241EC

■ Precautions

- Always use a dual-polarity ± 15 V or ± 2.5 V power supply to operate this detector. Never use a single-polarity power supply. Using a single-polarity power supply may cause the amplifier in the detector module to break down.
- Regarding TE-cooled type, always supply +2.5 V to cool the detector element.
- Be careful not to apply excessive force to the detector surface. Applying excessive force may damage the light input window. Do not directly touch the light input window with bare hands. If dust or dirt gets on the window, wipe it gently using ethyl alcohol.
- Do not drop this product or do not apply excessive shock to it.

■ Related information

www.hamamatsu.com/sp/ssd/doc_en.html

■ Precautions

- Disclaimer
- Safety consideration
- Compound opto-semiconductors (photosensors, light emitters)

■ Technical note

- Compound semiconductor photosensors



www.boselec.com | shop.boselec.com
tel: 617-566-3821 | boselec@boselec.com

Information described in this material is current as of June 2023.

Product specifications are subject to change without prior notice due to improvements or other reasons. This document has been carefully prepared and the information contained is believed to be accurate. In rare cases, however, there may be inaccuracies such as text errors. Before using these products, always contact us for the delivery specification sheet to check the latest specifications.

The product warranty is valid for one year after delivery and is limited to product repair or replacement for defects discovered and reported to us within that one year period. However, even if within the warranty period we accept absolutely no liability for any loss caused by natural disasters or improper product use. Copying or reprinting the contents described in this material in whole or in part is prohibited without our prior permission.

HAMAMATSU

www.hamamatsu.com

HAMAMATSU PHOTONICS K.K., Solid State Division

1126-1 Ichino-cho, Higashi-ku, Hamamatsu City, 435-8558 Japan, Telephone: (81)53-434-3311, Fax: (81)53-434-5184

U.S.A.: HAMAMATSU CORPORATION: 360 Foothill Road, Bridgewater, NJ 08807, U.S.A., Telephone: (1)908-231-0960, Fax: (1)908-231-1218

Germany: HAMAMATSU PHOTONICS DEUTSCHLAND GMBH: Arzbergerstr. 10, 82211 Herrsching am Ammersee, Germany, Telephone: (49)8152-375-0, Fax: (49)8152-265-8 E-mail: info@hamamatsu.de

France: HAMAMATSU PHOTONICS FRANCE S.A.R.L.: 19 Rue du Saule Trappu, Parc du Moulin de Massy, 91882 Massy Cedex, France, Telephone: (33)1 69 53 71 00, Fax: (33)1 69 53 71 10 E-mail: infos@hamamatsu.fr

United Kingdom: HAMAMATSU PHOTONICS UK LIMITED: 2 Howard Court, 10 Tewin Road, Welwyn Garden City, Hertfordshire, AL7 1BW, UK, Telephone: (44)1707-294888, Fax: (44)1707-325777 E-mail: info@hamamatsu.co.uk

North Europe: HAMAMATSU PHOTONICS NORDEN AB: Torshamnsgatan 35, 16440 Kista, Sweden, Telephone: (46)8-509-031-00, Fax: (46)8-509-031-01 E-mail: info@hamamatsu.se

Italy: HAMAMATSU PHOTONICS ITALIA S.R.L.: Strada della Moia, 1 int. 6 20044 Arese (Milano), Italy, Telephone: (39)02-93 58 17 33, Fax: (39)02-93 58 17 41 E-mail: info@hamamatsu.it

China: HAMAMATSU PHOTONICS (CHINA) CO., LTD.: 1201, Tower B, Jiaming Center, 27 Dongsanhuo Beilu, Chaoyang District, 100020 Beijing, P.R. China, Telephone: (86)10-6586-6006, Fax: (86)10-6586-2866 E-mail: hpc@hamamatsu.com.cn

Taiwan: HAMAMATSU PHOTONICS TAIWAN CO., LTD.: 13F-1, No.101, Section 2, Gongdao 5th Road, East Dist., Hsinchu City, 300046, Taiwan(R.O.C) Telephone: (886)3-659-0080, Fax: (886)3-659-0081 E-mail: info@hamamatsu.com.tw