


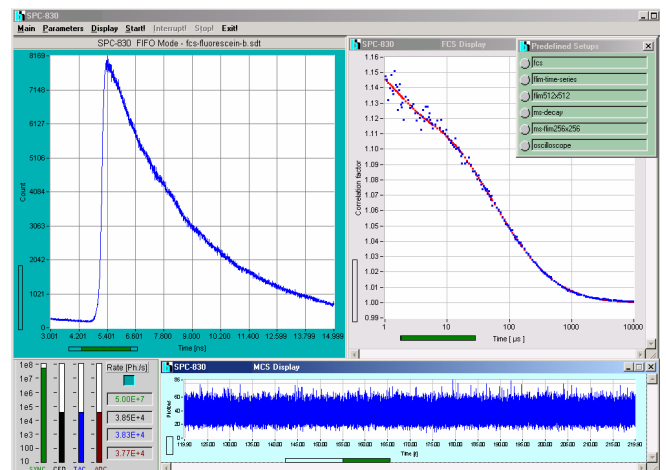

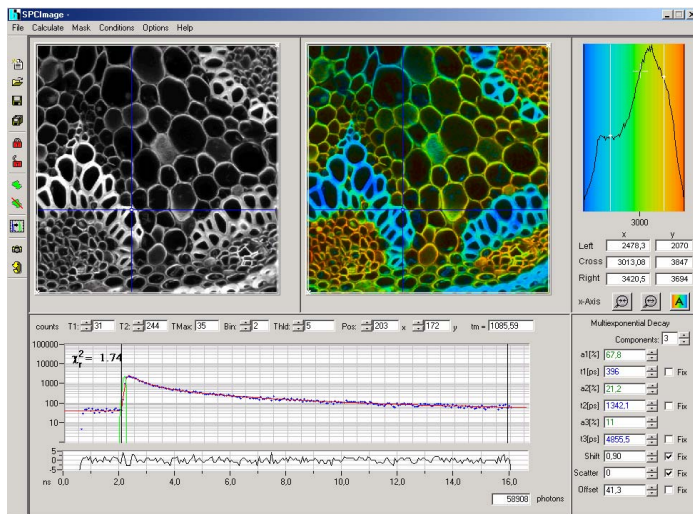



Simple-Tau 152 Table-Top TCSPC Systems

Dual-channel time-correlated single photon counting systems in lap-top format

Two fully parallel SPC-150 TCSPC Channels

- Laptop computer with extension box
- Coupled via fast bus extension interface
- Two SPC-150 TCSPC modules
- Detectors controlled via DCC-100 controller
- Picosecond time resolution
- Time channel width down to 813 fs
- Electronic IRF (Jitter) 6.6 ps fwhm, 2.5 ps rms
- Unprecedented count rate
- Unprecedented timing stability
- Photon distribution and time-tag modes
- Standard fluorescence decay recording
- Fast triggered sequential recording
- Unlimited sequential recording by memory swapping
- FLIM by bh Megapixel Technology
- High-throughput FLIM
- Mosaic FLIM, PLIM, FLITS
- Multi-spectral FLIM
- fNIRS, NIRS, diffuse optical correlation
- FCS, FCCS, single-molecule spectroscopy
- 64-bit operating software
- Windows XP, Windows 7, Windows 8



Covered by patents DE 43 39 784 and DE 43 39 787



Becker & Hickl GmbH
 Technology Leader in TCSPC
 Nahmitzer Damm 30
 12277 Berlin, Berlin
 Tel. +49 / 30 / 787 56 32
 Fax. +49 / 30 / 787 57 34
 email: info@becker-hickl.com
 www.becker-hickl.com



China:
 DynaSense Photonics Co. Ltd.
 info@dyna-sense.com
 www.dyna-sense.com



Japan:
 Tokyo Instruments Inc.
 sales@tokyoinst.co.jp
 www.tokyoinst.co.jp



US Representative:
 Boston Electronics Corp
 tcspc@boselec.com
 www.boselec.com



UK Representative:
 Photonic Solutions PLC
 sales@psplc.com
 www.psplc.com



Simple-Tau 152 Table-Top TCSPC Systems

Photon Channels

Principle
 Electronic Time Resolution (Jitter, FWHM / RMS)
 Opt. Input Voltage Range
 Min. Input Pulse Width
 Lower Threshold
 Zero Cross Adjust

Constant Fraction Discriminator (CFD)
 6.6 ps / 2.5 ps
 - 30 mV to - 1 V
 400 ps
 0 to - 500 mV
 - 100 mV to + 100 mV

Synchronisation Channels

Principle
 Opt. Input Voltage Range
 Min. Input Pulse Width
 Threshold
 Frequency Range
 Frequency Divider
 Zero Cross Adjust

Constant Fraction Discriminator (CFD)
 - 30 mV to - 1 V
 400 ps
 0 to -500 mV
 0 to 150 MHz
 1-2-4
 -100 mV to + 100 mV

Time-to-Amplitude Converters / ADCs

Principle
 TAC Range
 Biased Amplifier Gain
 Biased Amplifier Offset
 Time Range incl. Biased Amplifier
 min. Time / Channel
 ADC Principle
 Diff. Nonlinearity

Ramp Generator / Biased Amplifier
 50 ns to 5 us
 1 to 15
 0 to 100% of TAC Range
 3.3 ns to 5 us
 813 fs
 50 ns Flash ADC with Error Correction
 < 0.5% rms, typ. <1% peak-peak

Data Acquisition (Histogram Mode)

Method
 Dead Time
 Saturated Count Rate, per TCSPC channel / total
 Useful count rate, per TCSPC channel / total
 Number of Time Channels / Pixel
 Image Resolution (pixels), 1 Detector Channel
 max. Counts / Time Channel
 Overflow Control
 Collection Time
 Display Interval Time
 Repeat Time
 Sequential Recording
 Synchronisation with scanning
 Curve Control (external Routing)
 Count Enable Control
 Experiment Trigger

on-board multi-dimensional histogramming process
 100ns, independent of computer speed
 10 MHz / 20 MHz
 5 MHz / 10 MHz

1	4	16	64	256	1024	4096
2048 x 2048	1024 x 1024	512 x 512	256 x 256	128 x 128	64 x 64	32 x 32

2¹⁶⁻¹
 none / stop / repeat and correct
 0.1 us to 10000 s
 100ms to 1000 s
 0.1 us to 1000 s

Programmable Hardware Sequencer, unlimited recording by memory swapping, in curve mode and scan mode
 pixel, line and frame clocks from scanning microscope
 4 bit TTL
 1 bit TTL
 TTL

Data Acquisition (FIFO / Time-Tag Mode)

Method
 Online Display
 Waveform recording
 FCS calculation
 Image Acquisition in time-tag mode
 Image resolution, 64-bit SPCM software, for each module
 No. of time channels
 No. of pixels, 1 detector channel
 No. of pixels, 16 detector channels
 Dead Time
 Output Data Format (ADC / Macrotime / Routing)
 FIFO buffer capacity (photons, per TCSPC channel)
 Macro Timer Resolution, internal clock
 Macro Timer Resolution, clock from SYNC input
 Curve Control (external Routing)
 External event markers
 Count Enable Control
 Experiment Trigger

Time-tagging of individual photons and continuous writing to disk
 Decay function, FCS, Cross-FCS, PCH, MCS traces, images
 online from time-tag data, up to 16 detector channels
 Multi-tau algorithm, online calculation and online fit
 recording of pixel, line and frame pulses, online build-up of images by software

64	256	1024	4096
4096 x 4096	2048 x 2048	1024 x 1024	512 x 512
1024 x 1024	512 x 512	256 x 256	128 x 128

100 ns
 12 / 12 / 4
 2 M
 25 ns, 12 bit, overflows marked by MTOF entry in data stream
 10ns to 100ns, 12 bit, overflows marked by MTOF entry in data stream
 4 bit TTL
 4 bit, TTL
 1 bit TTL
 TTL

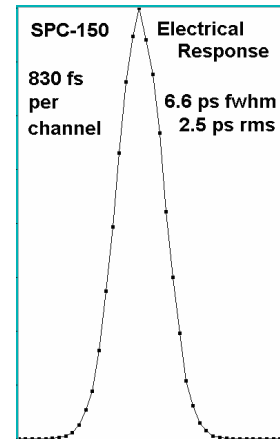
Detector control

Number of independently controlled detectors
 Resolution of detector gain control
 Voltage Range Pin 12 of connector 1 and 3
 Voltage Range Pin 13 of connector 1 and 3
 Output Time Constant
 Detector overload shutdown
 Reset of overload shutdown
 Shutter control
 Max. Switch Current, Single Switch
 Max. Switch Current, Sum of all Switches
 Max. turn-off Voltage at Switches
 Control of thermoelectric coolers
 Total output voltage
 Output Current

one or two
 12 bit
 0 to +10 V
 0 to +0.9 V
 100 ms
 via TTL signal from detector module or preamplifier
 By software and at power-on
 8 independent high-current switches
 2 A
 5 A
 20 V
 for one or two detectors
 0 to 5 V
 0 to 2 A

Related Literature

W. Becker, Advanced time-correlated single photon counting techniques. Springer 2005. Please contact bh for availability.
 W. Becker, The bh TCSPC Handbook, 6th edition. Available on www.becker-hickl.com
 PML-16-C 16 channel detector head for time-correlated single photon counting. User handbook. Available on www.becker-hickl.com
 DCS-120 Confocal Scanning FLIM Systems, handbook. Available on www.becker-hickl.com
 Modular FLIM systems for Zeiss LSM 510 and LSM 710 laser scanning microscopes, handbook. Available on www.becker-hickl.com
 BDL-SMN series picosecond diode lasers, user handbook. Available on www.becker-hickl.com
 Please see also www.becker-hickl.com, 'Literature', 'Application notes'



More than 20 years experience in multi-dimensional TCSPC. More than 1500 TCSPC systems worldwide.