

“Model QS-I-TP Test Probe”

Our new **QS-I-TP** (202430) is a handy device that supports the use of our family of **QSx-IL**, **QSx-IF** and **QSx-THZ** Hybrid Pyroelectric Detectors. It is similar in function to our QS-I-TEST Evaluation Test Box but in a much smaller package to more easily fit into your optical set up. It is powered by an external analog power supply, Model APM-D (201848B), that allows long term use without concern for battery life.


It is designed to allow you to plug in one of our many Pyroelectric detectors. Add a window or filter, mount it in your optical set up, and then plug it into our APM(D) for operation. It can be configured as a sensitive radiometer for power measurements, a joulemeter for pulse energy measurement or a fast detector for temporal measurements of modulated sources. Customization is easy, but you will need some surface mount capacitors and resistors and soldering skills.

Features

- Designed for use with our broadband pyroelectric detectors ...QSx-IL, QSx-IF and QSx-THZ
- Includes an SM1 threaded front aperture for addition of windows, filters, optics and fiber optics
- 1/4-20 and M6 optical post mounting holes
- Shielded cable with DB15 connector
- It must be used with our APM Analog Power Module (p/n 201848)
- The APM provides power to the hybrid detector op amp and an analog output

Applications

- Measure power, nW to mW
- Measure energy, nJ to mJ
- Measure from 0.1 to 3000 μm with our Pyroelectric Detectors



How to use it!

Remove the front portion of the housing, align the TO5 or TO8 header tab with the silkscreened white tab shown on the PCB and then insert the detector. Push it down until it stops. Now replace the front housing and you're done. Mount the QS-I-TP and make your power or energy measurement.


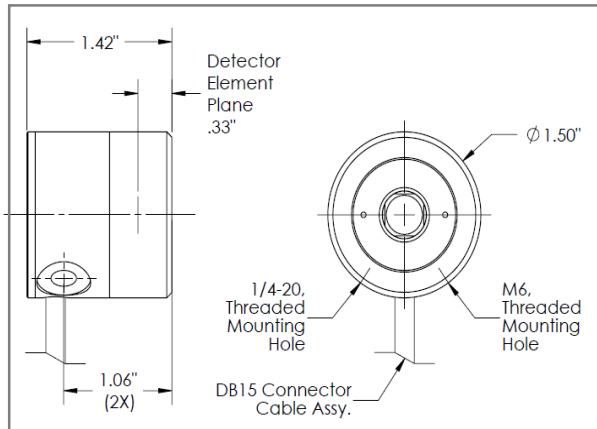


Fig. 1 Typical set up of the QS-I-TP with your Lock In Amplifier when measuring the power of an optically chopped source.

Description	Specification
Voltage Required	+/- 5 V provided by model APM(D)
Detector Compatibility	QSx-IL, QSx-IF and QSx-THZ Pyroelectric Detector Hybrids
Size	1.5 " diameter x 1.34 " long
Mounting Holes	1/4-20 and M6
Cable	5 foot long with DB15 connector

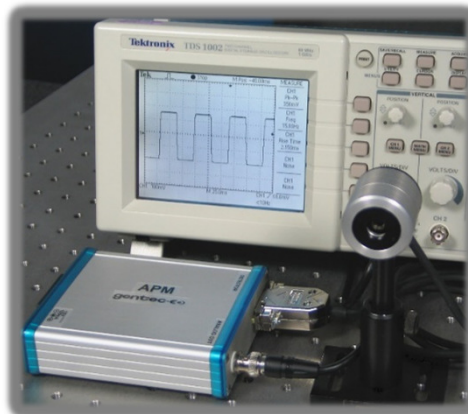


Fig. 2 Typical set up of the QS-I-TP with your Oscilloscope measuring power or temporal shape of a chopped or modulated source.

Compatible Detectors

The following models of our Hybrid Detectors can be used with **QS-I-TP**:

High Sensitivity Pyro Detectors

QS2-IL, QS3-IL, QS5-IL, QS9-IL

High Bandwidth Pyro Detectors

QS2-IF, QS3-IF, QS5-IF, QS9-IF

Sensitive THz Pyro Detectors

QS5-THZ-BL, QS9-THZ-BL

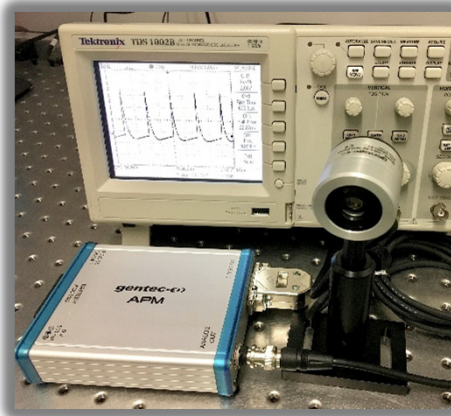


Fig. 3 Typical set up of the QS-I-TP with your Oscilloscope in the Joulemeter mode to measure energy of a pulsed source.